


sight word fluency


FRY WORDS - SECOND 100

CREATED BY: CARA CARROLL - THE FIRST GRADE PARADE



ABOUT THIS RESOURCE...

This resource is perfect for students who need to practice and/or improve their reading fluency. In an effort to help students read more fluently, high frequency words are used out of context and in isolation, as well as short two-three word phrases, to provide students with repeated exposure to reading these words in a variety of ways. The words are separated into digestible lists making it easy for the teachers to scaffold instruction and practice. Each list includes a set of 25 words divided into cards featuring one word in isolation, two word phrases, and three word phrases. (10 words/phrases per card) There are four complete lists organized the same way. Finally, lists 1-4 (all 100) words are combined and organized into one/two/three word(s)/phrases. Ideally your students will start with the single word card from the first list and work his/her way up to the three word phrases and then gradually work his/her way through each list set.



FRY WORDS - 2nd 100

WORDS INCLUDED IN THIS RESOURCE:

OVER, NEW, SOUND, TAKE, ONLY, LITTLE, WORK, KNOW, PLACE, YEARS, LIVE, ME, BACK, GIVE, MOST, VERY, AFTER, THINGS, OUR, JUST, NAME, GOOD, SENTENCE, MAN, THINK, SAY, GREAT, WHERE, HELP, THROUGH, MUCH, BEFORE, LINE, RIGHT, TOO, MEANS, OLD, ANY, SAME, TELL, BOY, FOLLOW, CAME, WANT, SHOW, ALSO, AROUND, FORM, THREE, SMALL, SET, PUT, END, DOES, ANOTHER, WELL, LARGE, MUST, BIG, EVEN, SUCH, BECAUSE, TURN, HERE, WHY, ASK, WENT, MEN READ, NEED, LAND, DIFFERENT, HOME, US, MOVE, TRY, KIND, HAND, PICTURE, AGAIN, CHANGE, OFF, PLAY, SPELL, AIR, AWAY, ANIMAL, HOUSE, POINT, PAGE, LETTER, MOTHER, ANSWER, STUDY, STILL, LEARN, SHOULD, AMERICA, WORLD

BEAT THE TIMER

Use sand timers featuring varying time increments with fluency cards. Encourage students to start the timer and accurately, albeit quickly, read each word and mark a bubble each time the set of words is read.


Continue to read and mark until the time runs out. No sand timers?! NO PROBLEM! Write the time time you prefer in the bubble where the sand timer would be placed otherwise. Students can use a stopwatch or other type of timer to track the time as they read through each word/phrase/list.

TRACK YOUR TIME!
HOW MANY TIMES WERE YOU ABLE TO READ THE WORDS/PHRASES BEFORE TIME RAN OUT?

LIST 4 CARD# _____ TIME: _____

| | | | |
|---|--|----|--|
| 1 | | 6 | |
| 2 | | 7 | |
| 3 | | 8 | |
| 4 | | 9 | |
| 5 | | 10 | |

STUDENT: _____



Students can track their progress using the tracking cards provided for each word list. They can indicate the card number and amount of time on timer (or amount of time given by teacher) in the spaces provided. After the time runs out, students will count the bubbles marked and write that number in table on the tracking sheet. Space has been provided on each tracking card for students and/or teacher to record the date of each reading as well.